

Daily Derivatives & Market Report

CONTENTS

Page No.	Particulars
2	Market Summary
3	Nifty Futures – Derivatives Snap
4	Bank Nifty Futures – Derivatives Snap
5	Activity in Nifty Options
6	What do Nifty Technical suggest
7	Derivative Analysis
8	Disclaimer

Index Trend Analysis

Pivot(Daily)	Close	S2	S1	Pivot	R1	R2	Daily	Weekly	Monthly
Nifty	9647	9612	9630	9659	9677	9706	Sell	Buy	Buy
Sensex	31213	31093	31153	31254	31314	31415	Sell	Buy	Buy
Nifty Futures	9670	9634	9652	9678	9696	9723	Sell	Buy	Buy
Bank Nifty	23536	23425	23481	23570	23625	23715	Sell	Buy	Buy
CNX IT	10550	10413	10482	10589	10658	10765	Sell	Buy	Buy

Market Summary

Domestic Indices	Close	Points	% Chg
SENSEX	31213.4	-57.92	-0.19
NIFTY	9647.25	-16.65	-0.17
MIDCAP	14834.4	33.57	0.23
SMLCAP	15472.5	46.69	0.30
BSEFMC	10219.5	-19.19	-0.19
AUTO	24251.4	0.34	0.00
POWER	2207.8	5.50	0.25
REALTY	1950.1	-4.05	-0.21
BSE IT	10178.0	-137.2	-1.33
BANDEX	26682.4	-39.51	-0.15
OILGAS	13824.3	-193.3	-1.38
METAL	11191.3	80.55	0.72

Currency Futures	Close	Pre. Pts	% Chg
28-June-16 EUR-INR	72.40	72.39	0.02
28-June-16 USD-INR	64.36	64.51	-0.22
28-June-16 GBP-INR	83.40	83.32	0.13
28-June-16 JPY-INR	58.55	58.96	-0.69

Advance/ Decline	Adv	Dec	Un Ch.
NSE	831	823	87
BSE	1304	1383	169

FII/DII Capital Mkt*	Buy	Sell	Net
FII	5835	5744	91
DII	3642	2903	739

*NOTE: - FII AND DII data figure is provisional

Market Commentary

It turned out to be a lethargic performance from Indian benchmark indices on Thursday, as they failed to snap the session in the green territory and settled marginally below the neutral line. Today's session largely remained characterized by choppiness, as the aimless indices moved only sideways in a tight band for most part of the day, as investors and foreign funds were adopting a cautious approach, ahead of key political and economic events in the U.S. and Europe. Sentiments remained subdued after Reserve Bank of India (RBI) raised concerns over the possibility of fiscal slippages due to the farm loan waivers. RBI Governor Urjit Patel said unless that state governments' budgets allow that fiscal space to go in for a loan waiver, it would be risky to tread on that path. RBI also cut the economic growth projection to 7.3% for the current fiscal from 7.4% earlier. The central bank, however, used a less hawkish tone and reduced the Statutory Liquidity Ratio (SLR) in its second bi-monthly monetary policy for financial year 2017-18.

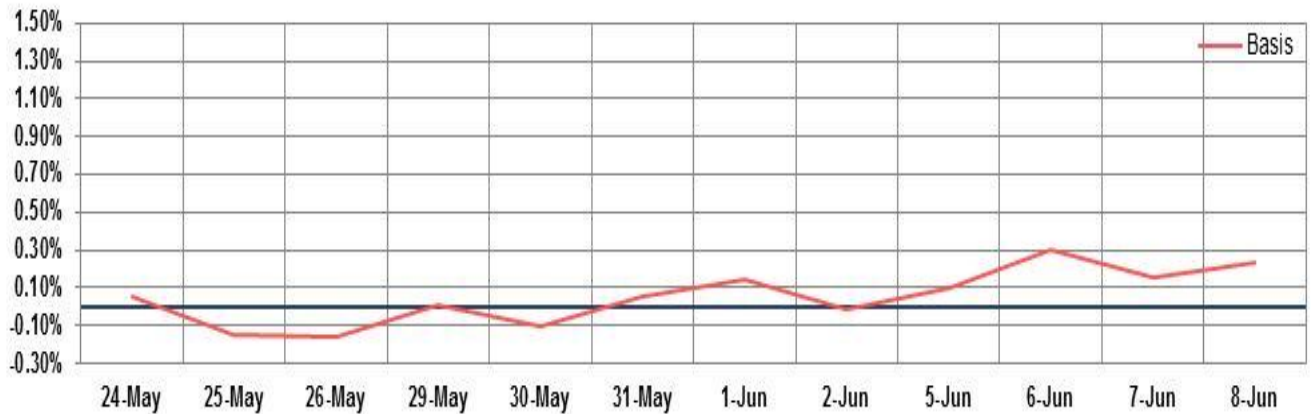
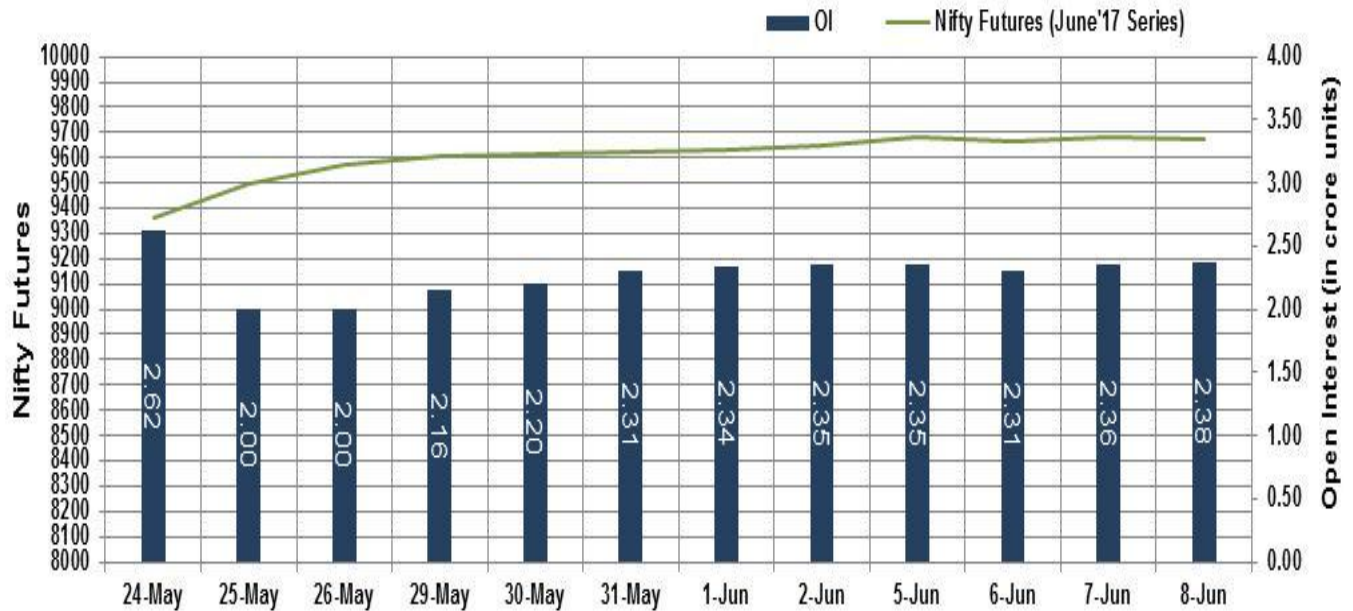
On the global front, Asian equity markets made a mixed closing on Thursday, as investors braced for any surprises from the UK elections, the European Central Bank's policy meeting and congressional testimony from ex-FBI director James Comey who was fired by President Donald Trump last month. The British pound held firm at \$1.2957, near its highest levels in two weeks, supported in part by polls showing Prime Minister Theresa May is on course to increase her majority in parliament.

Market Turnover & FII Derivative Data

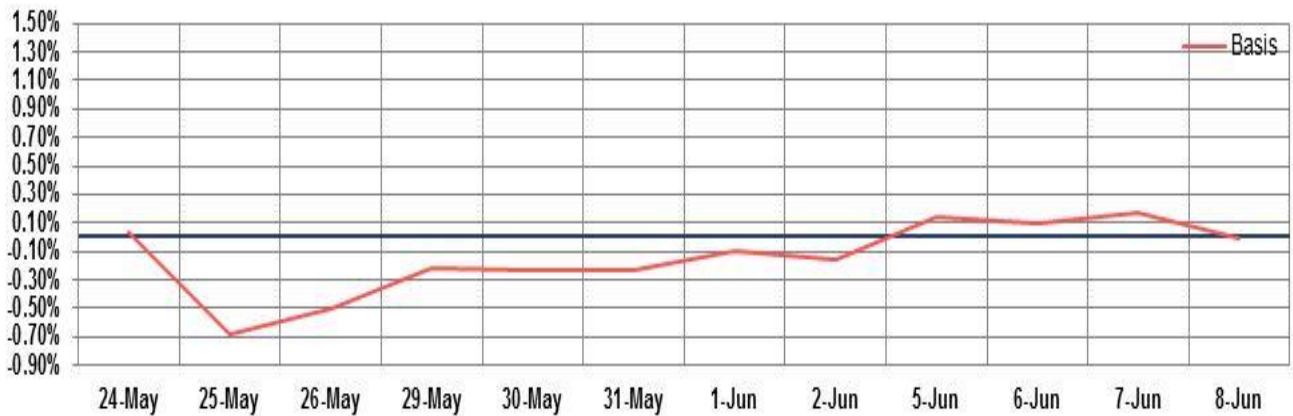
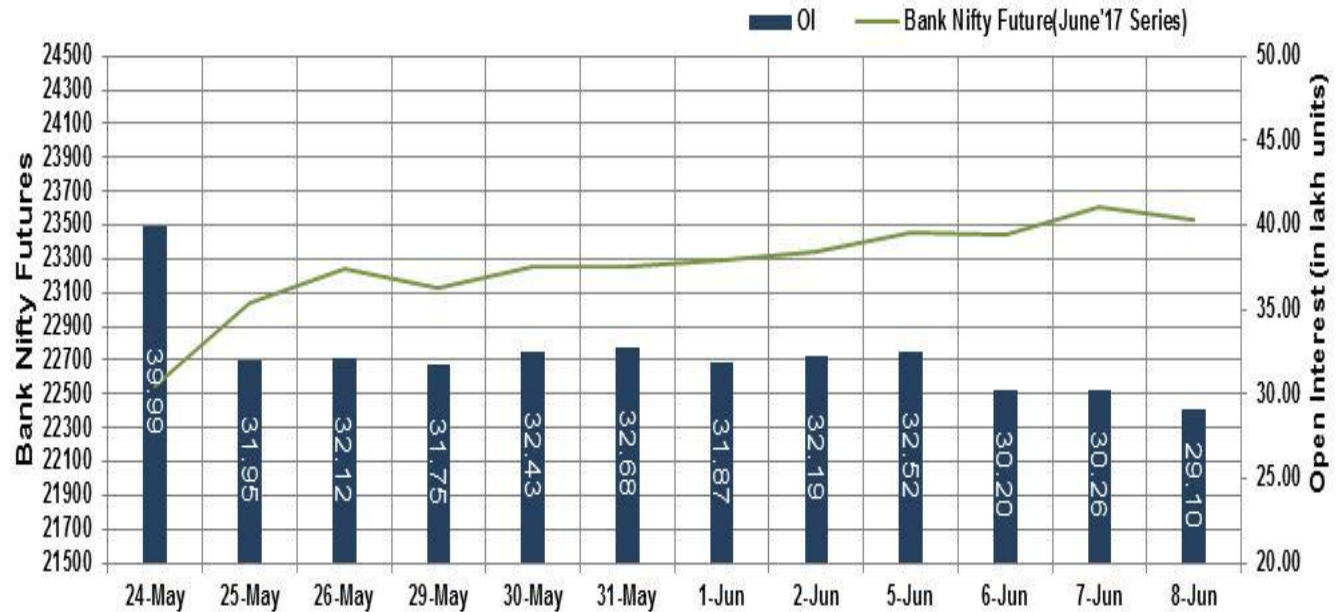
Market TO	Current	Previous	Net%
BSE CASH	7655	3517	118
NSE CASH	22447	23044	(3)
NSE FO	730067	441670	65

FII Derivatives	Buy	Sell	Net
Ind. Futures	1292	960	332
Ind. Options	35864	36049	(186)
Stk. Futures	6729	7081	(352)
Stk. Options	4549	4529	20

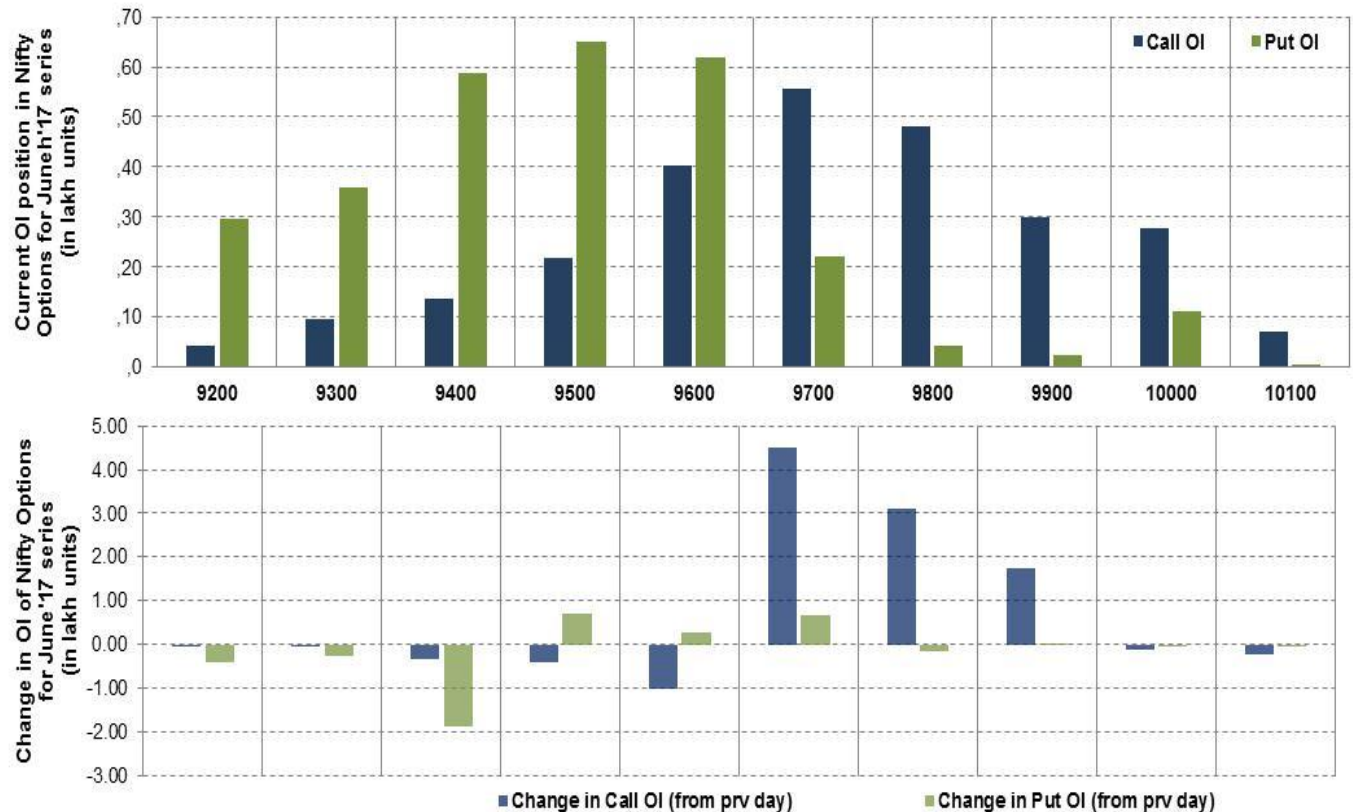
Nifty Futures



Bank Nifty Futures



Nifty Options

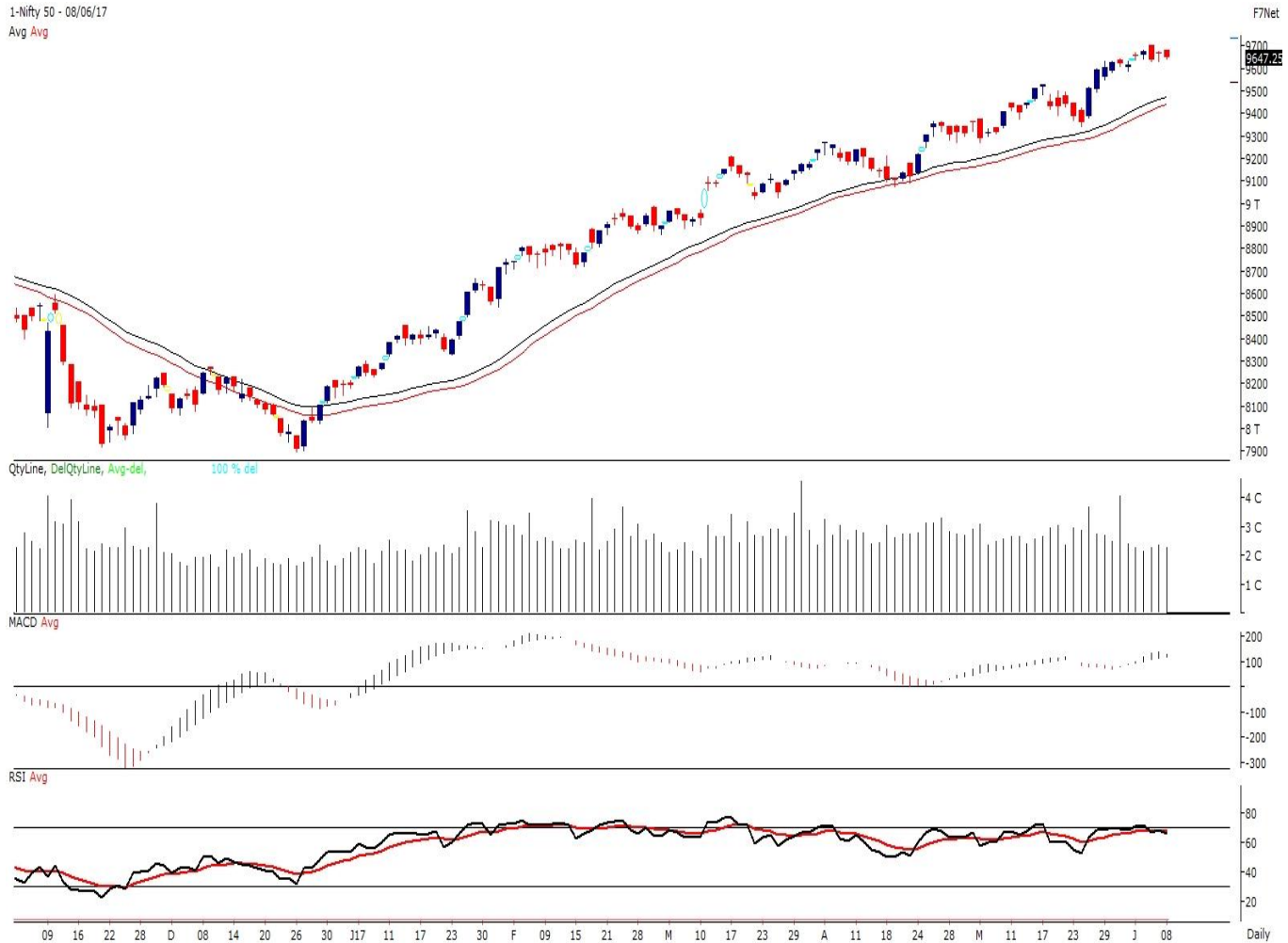


Note – Change in OI of Nifty Options refers to change from previous trading day
 Source-NSE, SIHL Derivatives Research (Institutional Equities)

- Among Nifty calls 9,700 SP from the May month expiry was the most active call with an addition of 0.45 million in open interest.
- Among Nifty puts, 9,500 SP from the May month expiry was the most active put with an addition of 0.07 million open interests.
- The maximum OI outstanding for Calls was at 9,700 SP (5.56mn) and that for Puts was at 9,500 SP (6.51mn).

Nifty Technical & Indices Levels

1-Nifty 50 - 08/06/17
 Avg Avg



Nifty Cash prices have settled at 9647.25 down by 0.17% from its previous close. On the upper side it has resistance of 9700 and 9750 levels, while lower side it has support of 9600 and 9550 levels. Intraday traders should be cautious and take position accordingly.

Fresh Longs ↑ Open Interest ↑ Price					
Script	Prev. OI	Cur. OI	% Chg. OI	LTP	Price % Chg
KAJARIACER	348,800	450,400	29.13	701.25	0.53
KSCL	3,483,000	3,898,500	11.93	670.40	4.73
MCDOWELL-N	2,250,250	2,462,250	9.42	2384.85	0.82
PVR	407,600	444,800	9.13	1462.75	3.81
Short-Covering ↓ Open Interest ↑ Price					
Script	Prev. OI	Cur. OI	% Chg. OI	LTP	Price % Chg
TATAMTRDVR	21,758,100	20,485,500	-5.85	286.50	1.83
SUNPHARMA	41,755,000	39,304,300	-5.87	529.90	3.30
DRREDDY	2,835,600	2,657,800	-6.27	2641.95	3.40
BIOCON	5,198,400	4,650,000	-10.55	1012.40	2.01
Fresh Shorts ↑ Open Interest ↓ Price					
Script	Prev. OI	Cur. OI	% Chg. OI	LTP	Price % Chg
PETRONET	6,661,500	10,026,000	50.51	427.50	-2.26
ORIENTBANK	15,954,000	20,832,000	30.58	149.40	-4.57
RELCAPITAL	10,987,500	12,067,500	9.83	581.75	-0.78
GAIL	11,158,000	12,138,000	8.78	388.00	-4.23
Long Unwinding ↓ Open Interest ↓ Price					
Script	Prev. OI	Cur. OI	% Chg. OI	LTP	Price % Chg
ABIRLANUVO	2,540,400	2,478,000	-2.46	1688.75	-0.88
MUTHOOTFIN	1,725,000	1,666,500	-3.39	436.55	-1.10
CANFINHOME	457,000	441,000	-3.50	2898.60	-0.59
IBREALEST	26,860,000	25,660,000	-4.47	169.50	-1.28

Disclaimer:

The Information provided by SMS or in newsletter or in any document has been prepared by Shah Investor's Home Ltd (SIHL). The Information provided by SMS or in newsletter does not constitute an offer or solicitation for the purchase or sale of any financial instrument or as an official confirmation of any transaction. The information contained herein is from publicly available data or other sources believed to be reliable, but we do not represent that it is accurate or complete and it should not be relied on as such. SIHL or any of its affiliates/ group companies shall not be in any way responsible for any loss or damage that may arise to any person from any inadvertent error in the information contained in this report or SMS. This Information provided by SMS, reports or in newsletter is provided for assistance only and is not intended to be and must not alone be taken as the basis for an investment decision. The user assumes the entire risk of any use made of this information. Each recipient of this Information provided by SMS, report or in newsletter should make such investigation as it deems necessary to arrive at an independent evaluation of an investment in the securities of companies referred to in this information provided by SMS, report or in newsletter (including the merits and risks involved), and should consult his own advisors to determine the merits and risks of such investment. The investment discussed or views expressed may not be suitable for all investors. This information is strictly confidential and is being furnished to you solely for your information.

The information should not be reproduced or redistributed or passed on directly or indirectly in any form to any other person or published, copied, in whole or in part, for any purpose. The information provided by report or SMS is not directed or intended for distribution to, or use by, any person or entity who is a citizen or resident of or located in any locality, state, country or other jurisdiction, where such distribution, publication, availability or use would be contrary to law, regulation or which would subject SIHL and affiliates/ group companies to any registration or licensing requirements within such jurisdiction. The distribution of this Information provided by SMS or in newsletter in certain jurisdictions may be restricted by law, and persons in whose possession this Information provided by SMS or in newsletter comes, should inform themselves about and observe, any such restrictions. The information given or Information provided by SMS, report or in newsletter is as of the date of the issue date of report or the date on which SMS provided and there can be no assurance that future results or events will be consistent with this information. This information is subject to change without any prior notice. SIHL reserves the right to make modifications and alterations to this statement as may be required from time to time. However, SIHL is under no obligation to update or keep the information current.

Nevertheless, SIHL is committed to providing independent and transparent recommendation to its client and would be happy to provide any information in response to specific client queries. Neither SIHL nor any of its affiliates, group companies, directors, employees, agents or representatives shall be liable for any damages whether direct, indirect, special or consequential including lost revenue or lost profits that may arise from or in connection with the use of the information. Past performance is not necessarily a guide to future performance. The disclosures of interest statements incorporated in the Information provided by SMS, report or in newsletter are provided solely to enhance the transparency and should not be treated as endorsement of the views expressed in the report. The analyst for this report certifies that all of the views expressed in this report accurately reflect his or her personal views about the subject company or companies and its or their securities, and no part of his or her compensation was, is or will be, directly or indirectly related to specific recommendations or views expressed in this report.

About Us:

Shah Investor's Home Ltd (SIHL) is an ISO 9001:2008 Certified financial Services Company established in 1994 at Ahmadabad, Gujarat. Customer satisfaction is guaranteed through our diversified product portfolio, professional management and customer first attitude. SIHL was the first broking house in Gujarat with membership in National Securities Depository Ltd (NSDL) and was the first broking name providing services in NSE F&O in Ahmedabad. Today, SIHL ranks among the top most players in Gujarat in retail stock broking area with 45 branches, 350 franchisee across India and providing service to more than 1,25,000 clients.